

## THE RECOMMENDATIONS FOR HANDLING, ON SITE STORAGE AND PROTECTION OF GLUE LAMINATED TIMBER DURING CONSTRUCTION

### Introduction

This document has been prepared to outline the specific requirements for the on site storage and handling of glue laminated structural timber beams (Glulam). Strict adherence to these requirements will ensure that the finished product performs to specifications. This document does not necessarily prevent damage resulting from negligence or other factors beyond the control of the manufacturer during shipment, handling and storage on site.

Glulam may be supplied to site with various forms of protection, dependant on its final use in the structure. This protection shall be commensurate with the end use of the product. Glulam may be supplied to site in one of the following ways:

1. Without timber sealant or plastic wrapping
2. Without timber sealant but with plastic wrapping
3. With timber sealant but without plastic wrapping
4. With timber sealant and plastic wrapping

### Handling

Glulam shall not be dropped, jarred or dragged. Care shall be taken to prevent damage to the finished surfaces in handling, as such treatment may cause damage to the surfaces and edges and possibly structural damage.

Lifting or securing Glulam shall employ the use of webbing slings only. Chains and wire slings shall not be used. Glulam shall be lifted on edge wherever possible and spreader bars of suitable length used on long members to eliminate the possibility of overstressing the member.

### Protection (On Site Storage)

Members shall be supported with blocking so spaced as to supply uniform and adequate support. If covered storage is not available, the members shall be blocked well off the ground at a well drained location. Other Glulam, such as reinforced Glulam, curved Glulam, fabricated items and other "special application" Glulam shall be handled and stored in accordance with the manufacturer's specific requirements for that product.

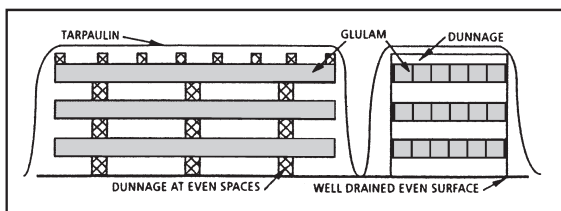


Diagram No. 1 - Site Storage

Glulam shall be maintained in a dry condition on site and protected from direct exposure to the weather. If covered storage is not available, the members shall be covered with suitable non-transparent plastic or tarpaulins. The cover shall be placed to preclude moisture whilst maintaining good air circulation in and around the members. Glulam members that are supplied individually wrapped shall be placed on the dunnage with the wrapping material edge or seal face down.

Refer to diagram 2.

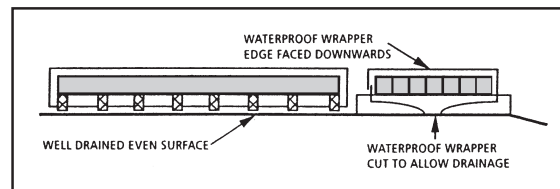


Diagram No. 2 - Site Storage

### Protection (Fixed in Position)

Glulam when installed shall be protected from direct exposure to the weather (especially sunlight and moisture). Methods of protection may be a timber sealant coating or impervious covering/wrapping.

- a. Protective timber sealant coating shall inhibit moisture ingress during normal domestic construction periods (around 6 weeks). Should this period be extended or signs that the sealant is no longer performing, renewal of the protective sealant may be necessary. Should the Glulam be cut, checked, bolted or otherwise worked on, renewal of the protective sealer to the exposed or unsealed timber shall be required.
- b. The impervious wrapper shall be placed with the edge on the underside if possible and shall be slit on the underside to allow moisture to escape.

Refer to diagram 3.

Where supports or intersecting members damage the protection, moisture ingress shall be prevented.

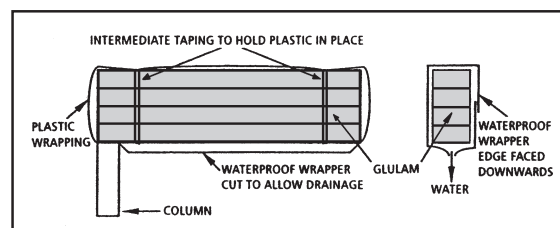


Diagram No. 3 - Protection in Final Position